

Measuring Sheet

For garage doors

Customer name: _____

Street: _____

Postal code / city: _____

Construction project _____

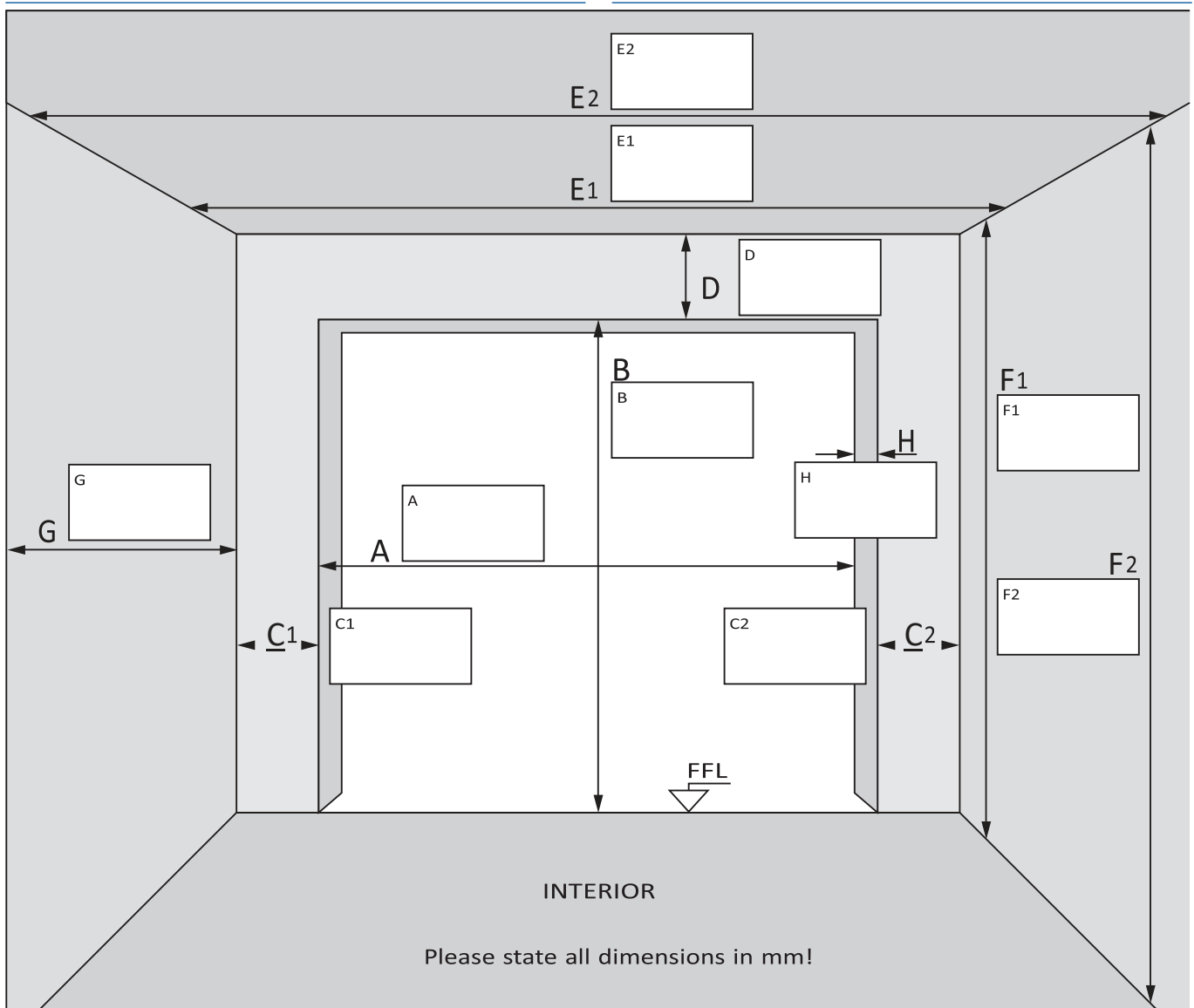
Tel.: _____

Fax: _____

Mobile phone: _____

E-mail: _____

Date: _____



A Clear width **B** Clear height from FFL **C2** Right sideroom **E2** Interior garage dimensions back **D** Headroom
C1 Left sideroom **F1** Ceiling height from FFL front
E1 Interior garage dimensions front **F2** Ceiling height from FFL back

G Building depth
H Thickness of wall

The dimensions are: Unfinished structure dimensions
(please state FFL and plaster thickness)

Structural dimensions

Intermediate ceiling: Yes No

Second access available: Yes No

Door type:

Fitting / Handing: In the opening
 Behind the opening

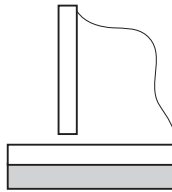
Space for notes:
(door version, surface finish, colour, design, FFL, plaster thickness)

Check List

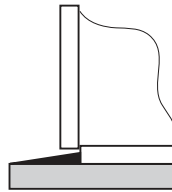
For the garage door measuring sheet

Threshold version:
(for up-and-over
garage doors)

Without threshold



With threshold



Door fitting to: Concrete
 Brickwork
 Steel profile
 Timber
 ...

Fitting dimensions: Compared to the construction
 site dimensions
 According to approved
 constructional drawing

Operator: Manually operated Power-driven Retrofitting with operator

Type:
Control / accessories:

 info@sbigaragedoors.co.uk
 www.sbigaragedoors.co.uk
 0333 300 1291



Roller Doors
Garage Doors
Industrial Doors
Sectional Doors
Automation

Complementary drawings / notes:

