

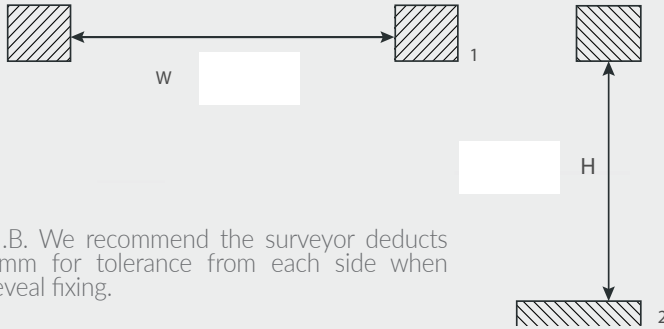
CUSTOMER NAME : .....

ORDER DATE : .....

CUSTOMER REF : .....

REQUIRED BY : .....

### DIMENSIONS BETWEEN BRICKS



OVERALL WIDTH :  MM  
(INCLUDING GUIDES)

OVERALL HEIGHT :  MM  
(INCLUDING BOX)

### SLAT DESIGN:

H105 NON - INSULATED ROLL FORMED STEEL

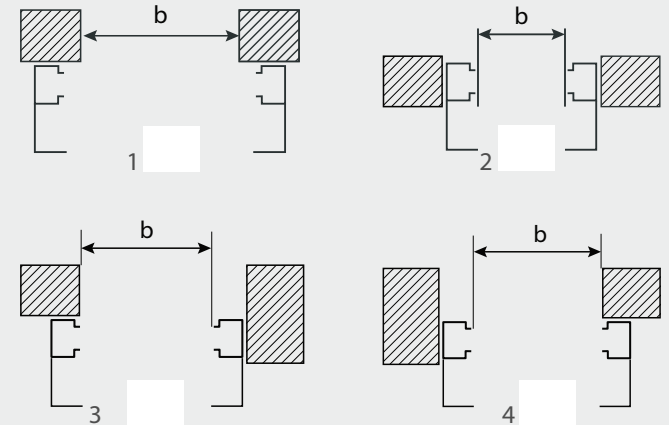
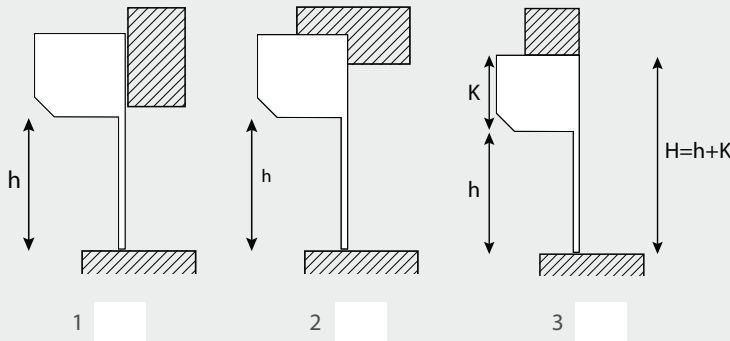
H105 NON - INSULATED ELIPSE PERFORATION

H105 NON - INSULATED MOSQUITO SLAT

DETAILS

FIT TYPE

### FIT TYPE



### FITTING PLACE

INTERNAL FACE  REVEAL   
EXTERNAL FACE  HALF REVEAL

COVERS

TOP COVER

BACK COVER

FRONT COVER

BOTTOM COVER

OUTSIDE  INSIDE

OUTSIDE  INSIDE

### AVAILABLE PACKAGES

BUDGET PACKAGE  STANDARD PACKAGE  PLATINUM PACKAGE

### COLOURS & FINISHES

RAL COLOUR

### WOOD EFFECTS

WOOD EFFECT

### VINTAGE COLOURS

ANTIQUE COPPER CW1  ANTIQUE SILVER CW2  ANTIQUE SILVER CW1  ANTIQUE WHITE GOLD CW1   
ANTIQUE COPPER CW2  HAMMERTONE GREY  ANTIQUE GOLD CW2  ANTIQUE WHITE SILVER CW1

### MOTOR HAND:

RIGHT  LEFT

### STANDARD OVERRIDE:

EXTERNAL  INTERNAL

AS VIEWED FROM INSIDE GARAGE

ADDITIONAL ACCESSORIES

- Somfy Keypass
- Somfy Internal single INIS switch
- Somfy Internal double INIS switch
- Somfy Declutching keyswitch
- Somfy Declutching security box + switch
- Somfy Axroll NS wireless receiver
- Somfy memory extension block
- Somfy KeyGo RTS 4 channel key fob
- Somfy 2 channel key fob
- Somfy 2 channel wall key fob
- Somfy Metal wireless keyboard
- Somfy shock proof wired keyboard
- Somfy Photocell protection covers
- Somfy Photocells - range up to 12m
- Somfy Rollixo Safety Edge + 2 KeyGO RTS

NOTES: .....

DELIVERY ADDRESS: .....

SIGNED: .....