

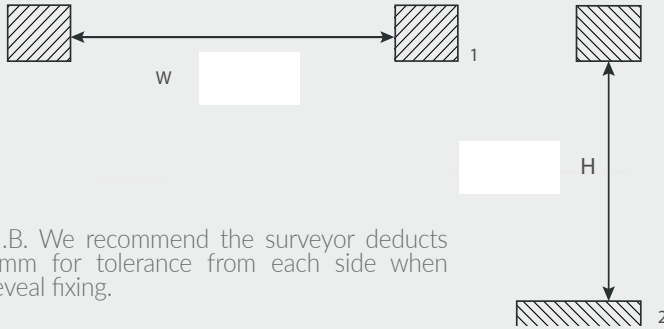
CUSTOMER NAME : .....

ORDER DATE : .....

CUSTOMER REF : .....

REQUIRED BY : .....

### DIMENSIONS BETWEEN BRICKS



N.B. We recommend the surveyor deducts 5mm for tolerance from each side when reveal fixing.

OVERALL WIDTH :  MM  
(INCLUDING GUIDES)

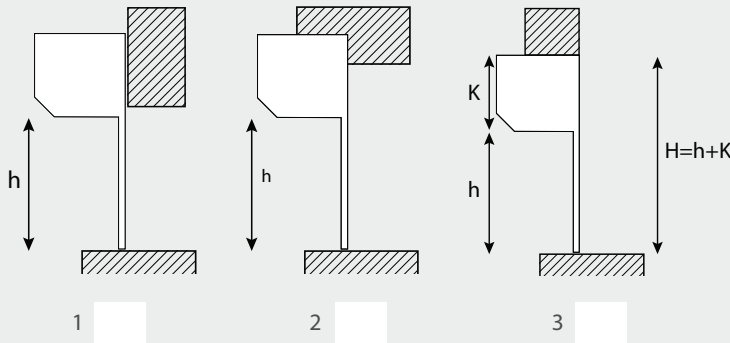
OVERALL HEIGHT :  MM  
(INCLUDING BOX)

### ALUMINIUM SLAT DESIGN:

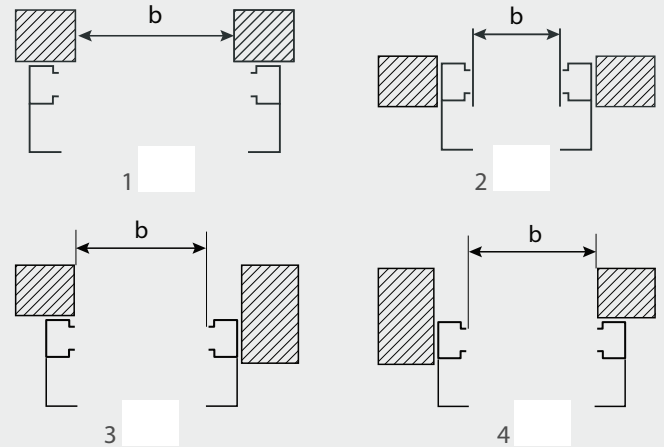
H77 INSULATED ALUMINIUM SLAT	<input type="checkbox"/>	H39 INSULATED ALUMINIUM SLAT	<input type="checkbox"/>
H55 INSULATED ALUMINIUM SLAT	<input type="checkbox"/>	H39 EXTRUDED ALUMINIUM SLAT	<input type="checkbox"/>
H40 EXTRUDED ALUMINIUM SLAT	<input type="checkbox"/>		

DETAILS

FIT TYPE



### FIT TYPE



### FITTING PLACE

INTERNAL FACE	<input type="checkbox"/>	REVEAL	<input type="checkbox"/>
EXTERNAL FACE	<input type="checkbox"/>	HALF REVEAL	<input type="checkbox"/>

COVERS

TOP COVER	<input type="checkbox"/>	
BACK COVER	<input type="checkbox"/>	
FRONT COVER	<input type="checkbox"/>	
BOTTOM COVER	<input type="checkbox"/>	

### AVAILABLE PACKAGES

BUDGET PACKAGE	<input type="checkbox"/>	STANDARD PACKAGE	<input type="checkbox"/>	PLATINUM PACKAGE	<input type="checkbox"/>
----------------	--------------------------	------------------	--------------------------	------------------	--------------------------

### COLOURS & FINISHES

RAL COLOUR

### WOOD EFFECTS

WENGE	<input type="checkbox"/>	GOLDEN OAK	<input type="checkbox"/>	WALNUT	<input type="checkbox"/>	MAHOAGANY	<input type="checkbox"/>
-------	--------------------------	------------	--------------------------	--------	--------------------------	-----------	--------------------------

### MOTOR HAND:

RIGHT	<input type="checkbox"/>
LEFT	<input type="checkbox"/>

### STANDARD OVERRIDE:

INTERNAL	<input type="checkbox"/>
EXTERNAL	<input type="checkbox"/>

AS VIEWED FROM INSIDE GARAGE

ADDITIONAL ACCESSORIES

- Somfy Keyswitch
- Somfy Internal single INIS switch
- Somfy Internal double INIS switch
- Somfy Declutching keyswitch
- Somfy Declutching security box + switch
- Somfy Axroll NS wireless receiver
- Somfy memory extension block
- Somfy KeyGo RTS 4 channel key fob
- Somfy 2 channel key fob
- Somfy 2 channel wall key fob
- Somfy Metal wireless keyboard
- Somfy shock proof wired keyboard
- Somfy Photocell protection covers
- Somfy Photocells - range up to 12m
- Somfy Rollixo Safety Edge + 2 KeyGO RTS

NOTES: .....

.....

.....

DELIVERY ADDRESS: .....

.....

.....